

PHOENIX STORAGE SYSTEMS

INTRODUCTION

High Density Storage allows the optimum flexibility in customers selecting their own drawer configurations and creating a combination of drawers that suits their needs.

The heavy duty drawers allow weights of between 100 and 200 kg per drawer. The saving advantages in choosing the Phoenix High Density range is that it saves up to 50% of space compare to conventional shelving. It reduces time in the retrieval of inventory due to it being all in the one area. With full length drawers, accessing stored parts in full view is made simple. Drawer compartments can be rearranged to meet changing storage requirements. Machine down time is reduced when placing cabinets close to work areas. Many different kinds of accessories are available for helping the user create and divide drawer compartments.

The factory uses all Swiss made spray equipment; the compressor that runs the paint line is a state of the art Ingersoll-Rand unit. All detergents used in the preparation process are water based and non flammable. The waste from the preparation procedure is pretreated and adheres to local EPS standards. The gas ovens are used to create a cleaner environment. No Co2 is released into the air.

Exact specification must be followed for the design to come together. With extensive visits over many years to factories which have been producing similar products. We have taken the best features and benefits to design a world class product. The factory has tested the mechanical aspects of the drawers by loading the drawers fully and opening and closing the drawers 10,000 times to see whether the drawers become deformed. With steel price fluctuating, the emphasis on keeping price down and retaining a profit while improving the product is a constant challenge. Listening to what the market wants is our main influence in creating a product of demand.

WARRANTY

All products come with a 5 year manufacturers warranty against materials and faulty workmanship. Misuse or abuse of the product is not covered by this warranty.

DIMENSIONS

All dimensions are listed as Width x Depth x Height.

FLEXIBILITY

The Phoenix module system allows you to create your own drawer configuration. By using the dividers and partitions you are able to create a workable and space saving environment. You are also able to combine plastic bins and dividers if required. The plastic bins are usually used for smaller parts.

GENERAL INFORMATION

All specifications are subject to change without notice. The changes will always be to improve the products.

TECHNICAL SUPPORT

Our friendly and qualified staff are happy to help with any enquires regarding the high density storage products

DURABILITY GUARANTEE

Loading capacity of drawers has passed stringent tests with thousands of cycles - opening and closing - fully loaded. Drawers have shown no distortion whatsoever after the tests.

PHOENIX
STORAGE SYSTEMS

HIGH DENSITY CABINETS



DIMENSIONS

Overall: 720W x 777D x 822Hmm
Weight: 128.5kg / 284lb

5 DRAWER CABINET

PART NO:..... HDC8225
EAN:9321382107653
DRAWER CONFIGURATION & CAPACITY:
1 x 90mm..... 100kg
2 x 120mm 200kg
1 x 150mm 200kg
1 x 240mm..... 200kg

6 DRAWER CABINET

PART NO:..... HDC8226
EAN:9321382107660
DRAWER CONFIGURATION & CAPACITY:
2 x 60mm..... 100kg
1 x 90mm 100kg
1 x 120mm..... 200kg
1 x 150mm..... 200kg
1 x 240mm 200kg

7 DRAWER CABINET

PART NO:..... HDC8227
EAN:9321382107677
DRAWER CONFIGURATION & CAPACITY:
3 x 60mm..... 100kg
2 x 90mm..... 100kg
1 x 120mm..... 200kg
1 x 240mm 200kg

8 DRAWER CABINET

PART NO:..... HDC8228
EAN:9321382107653
DRAWER CONFIGURATION & CAPACITY:
3 x 60mm 100kg
3 x 90mm 100kg
1 x 120mm 200kg
1 x 150mm 200kg

**HIGH-DENSITY
CABINET
FEATURES**



**100% DEPTH
SMOOTH
OPERATING
DRAWERS**



**1 DRAWER AT
A TIME SAFE
LOCKING
SYSTEM**




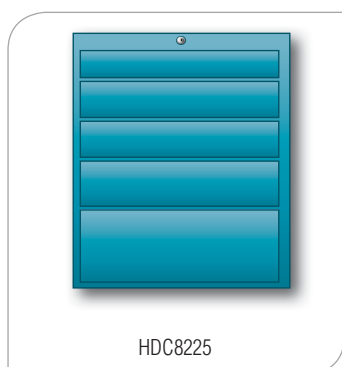


**POWDER
COATED**



**SEALED ROLLER
BEARINGS
FOR REDUCED
MAINTENANCE**

CUSTOMISE YOUR DRAWER CONFIGURATIONS:



HIGH DENSITY CABINETS

8 DRAWER CABINET

PART NO:.....HDC12328
EAN:9321382107691
DRAWER CONFIGURATION & CAPACITY:
 1 x 60mm.....100kg
 2 x 90mm.....100kg
 1 x 120mm.....200kg
 3 x 150mm.....200kg
 1 x 240mm.....200kg

9 DRAWER CABINET

PART NO:.....HDC12329
EAN:9321382107707
DRAWER CONFIGURATION & CAPACITY:
 1 x 60mm.....100kg
 4 x 90mm.....100kg
 2 x 120mm.....200kg
 1 x 150mm.....200kg
 1 x 240mm.....200kg

10 DRAWER CABINET

PART NO:.....HDC123210
EAN:9321382107714
DRAWER CONFIGURATION & CAPACITY:
 3 x 60mm.....100kg
 3 x 90mm.....100kg
 3 x 120mm.....200kg
 1 x 240mm.....200kg

12 DRAWER CABINET

PART NO:.....HDC123212
EAN:9321382107721
DRAWER CONFIGURATION & CAPACITY:
 5 x 60mm.....100kg
 4 x 90mm.....100kg
 2 x 120mm.....200kg
 1 x 150mm.....200kg



DIMENSIONS

Overall: 720W x 777D x 1232Hmm
 Weight: 211kg / 465lb

**HIGH-DENSITY
CABINET
FEATURES**



**100% DEPTH
SMOOTH
OPERATING
DRAWERS**




**1 DRAWER AT
A TIME SAFE
LOCKING
SYSTEM**



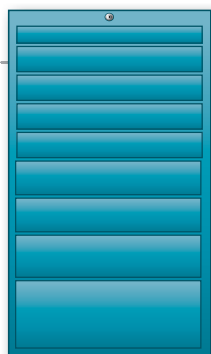
**POWDER
COATED**




**SEALED ROLLER
BEARINGS
FOR REDUCED
MAINTENANCE**




HDC12328



HDC12329



HDC123210



HDC123212

HIGH DENSITY CABINETS



DIMENSIONS

Overall: 720W x 777D x 1562Hmm
Weight: 260kg / 573lb

10 DRAWER CABINET

PART NO:.....HDC156210
EAN:9321382107738
DRAWER CONFIGURATION & CAPACITY:
1 x 60mm.....100kg
2 x 90mm100kg
3 x 120mm200kg
2 x 150mm.....200kg
2 x 240mm200kg

12 DRAWER CABINET

PART NO:.....HDC156212
EAN:9321382107745
DRAWER CONFIGURATION & CAPACITY:
2 x 60mm100kg
4 x 90mm100kg
3 x 120mm200kg
2 x 150mm.....200kg
1 x 240mm200kg

14 DRAWER CABINET

PART NO:.....HDC156214
EAN:9321382107752
DRAWER CONFIGURATION & CAPACITY:
4 x 60mm100kg
4 x 90mm100kg
4 x 120mm200kg
2 x 150mm200kg

16 DRAWER CABINET

PART NO:.....HDC156216
EAN:9321382107769
DRAWER CONFIGURATION & CAPACITY:
8 x 60mm.....100kg
4 x 90mm100kg
2 x 120mm200kg
2 x 150mm.....200kg

**HIGH-DENSITY
CABINET
FEATURES**



**100% DEPTH
SMOOTH
OPERATING
DRAWERS**



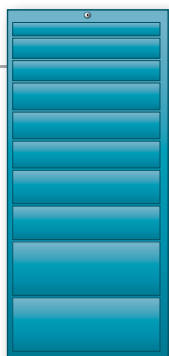
**1 DRAWER AT
A TIME SAFE
LOCKING
SYSTEM**




**POWDER
COATED**




**SEALED ROLLER
BEARINGS
FOR REDUCED
MAINTENANCE**




HDC156210



HDC156212



HDC156214



HDC156216

HIGH DENSITY TROLLEYS

5 DRAWER TROLLEY

PART NO:.....HDT7205
EAN:9321382107776
DRAWER CONFIGURATION & CAPACITY:
 1 x 90mm..... 100kg
 2 x 120mm200kg
 1 x 150mm200kg
 1 x 240mm200kg

6 DRAWER TROLLEY

PART NO:.....HDT7206
EAN:9321382107783
DRAWER CONFIGURATION & CAPACITY:
 2 x 60mm100kg
 1 x 90mm100kg
 1 x 120mm200kg
 1 x 150mm200kg
 1 x 240mm200kg

7 DRAWER TROLLEY

PART NO:.....HDT7207
EAN:9321382107790
DRAWER CONFIGURATION & CAPACITY:
 3 x 60mm100kg
 2 x 90mm100kg
 1 x 120mm200kg
 1 x 240mm200kg

8 DRAWER TROLLEY

PART NO:.....HDT7208
EAN:9321382107806
DRAWER CONFIGURATION & CAPACITY:
 3 x 60mm100kg
 3 x 90mm100kg
 1 x 120mm200kg
 1 x 150mm200kg



DIMENSIONS

Overall: 720W x 817D x 1007Hmm
 Weight: 136kg / 300lb
 Details: 125 x 50mm castors, 2 swivel with brake and 2 fixed wheels

**HIGH-DENSITY
TROLLEY
FEATURES**



**100% DEPTH
SMOOTH
OPERATING
DRAWERS**



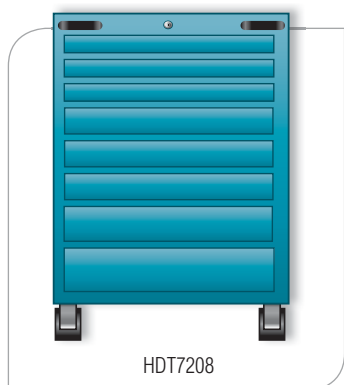

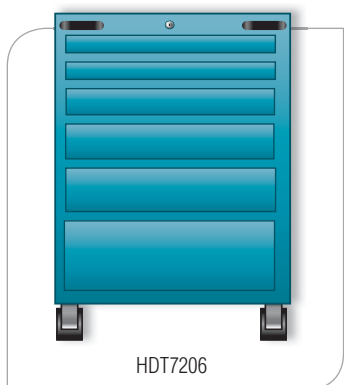
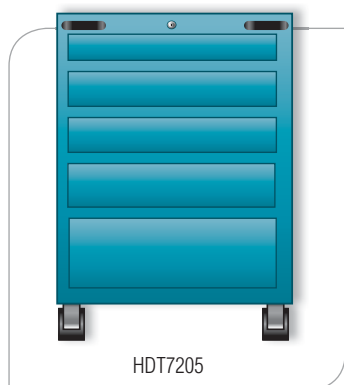
**1 DRAWER AT
A TIME SAFE
LOCKING
SYSTEM**



**POWDER
COATED**



**SEALED ROLLER
BEARINGS
FOR REDUCED
MAINTENANCE**



HIGH DENSITY TROLLEYS



1007MM

567MM

817MM

DIMENSIONS

Overall: 567W x 817D x 1007Hmm

Weight: 95kg / 209lb

Details: 125 x 50mm castors, 2 swivel with brake and 2 fixed wheels

5 DRAWER TROLLEY

PART NO: HDT5675

EAN: 9321382107813

DRAWER CONFIGURATION & CAPACITY:

1 x 90mm.....	100kg
2 x 120mm.....	200kg
1 x 150mm.....	200kg
1 x 240mm.....	200kg

6 DRAWER TROLLEY

PART NO: HDT5676

EAN: 9321382107820

DRAWER CONFIGURATION & CAPACITY:

2 x 60mm.....	100kg
1 x 90mm.....	100kg
1 x 120mm.....	200kg
1 x 150mm.....	200kg
1 x 240mm.....	200kg

7 DRAWER TROLLEY

PART NO: HDT5677

EAN: 9321382107837

DRAWER CONFIGURATION & CAPACITY:

3 x 60mm.....	100kg
2 x 90mm.....	100kg
1 x 120mm.....	200kg
1 x 240mm.....	200kg

8 DRAWER TROLLEY

PART NO: HDT5678

EAN: 9321382107844

DRAWER CONFIGURATION & CAPACITY:

3 x 60mm.....	100kg
3 x 90mm.....	100kg
1 x 120mm.....	200kg
1 x 150mm.....	200kg

HIGH-DENSITY TROLLEY FEATURES



**100% DEPTH
SMOOTH
OPERATING
DRAWERS**




**1 DRAWER AT
A TIME SAFE
LOCKING
SYSTEM**




**POWDER
COATED**




**SEALED ROLLER
BEARINGS
FOR REDUCED
MAINTENANCE**




HDT5675



HDT5676



HDT5677



HDT5678

MODULAR WORKSTATIONS



STATIONARY WORK BENCH

PART NO: MOD1
 EAN: 9321382108353
 WEIGHT: 84kg
 DIMENSIONS: 1800W x 750D x 900Hmm

WORK BENCH WITH SINGLE DRAWER & CABINET

PART NO: MOD2
 EAN: 9321382108360
 WEIGHT: 114kg
 DIMENSIONS: 1800W x 750D x 900Hmm

WORK BENCH WITH 2 DRAWERS

PART NO: MOD3
 EAN: 9321382108377
 WEIGHT: 97kg
 DIMENSIONS: 1800W x 750H x 900Dmm

WORK BENCH WITH 6 DRAWERS & SIDE CABINET

PART NO: MOD4
 EAN: 9321382108384
 WEIGHT: 145kg
 DIMENSIONS: 1800w x 750d x 900Hmm

MODULAR WORKBENCH FEATURES



SUPERB NEW HIGH QUALITY WORKBENCHES



800KG LOAD 3MM STEEL BENCHTOP



POWDER COATED



AVAILABLE WITH DRAWERS & SIDE CABINET

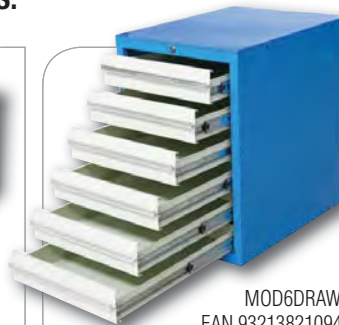
DESIGN YOUR OWN BENCH WITH THESE INDIVIDUAL PARTS:



MOD1DRAWER
 EAN 9321382109503
 500W x 689D x 188Hmm; 15.4kg



MOD2DRAWER
 EAN 9321382109473
 500W x 689D x 293Hmm; 30.8kg

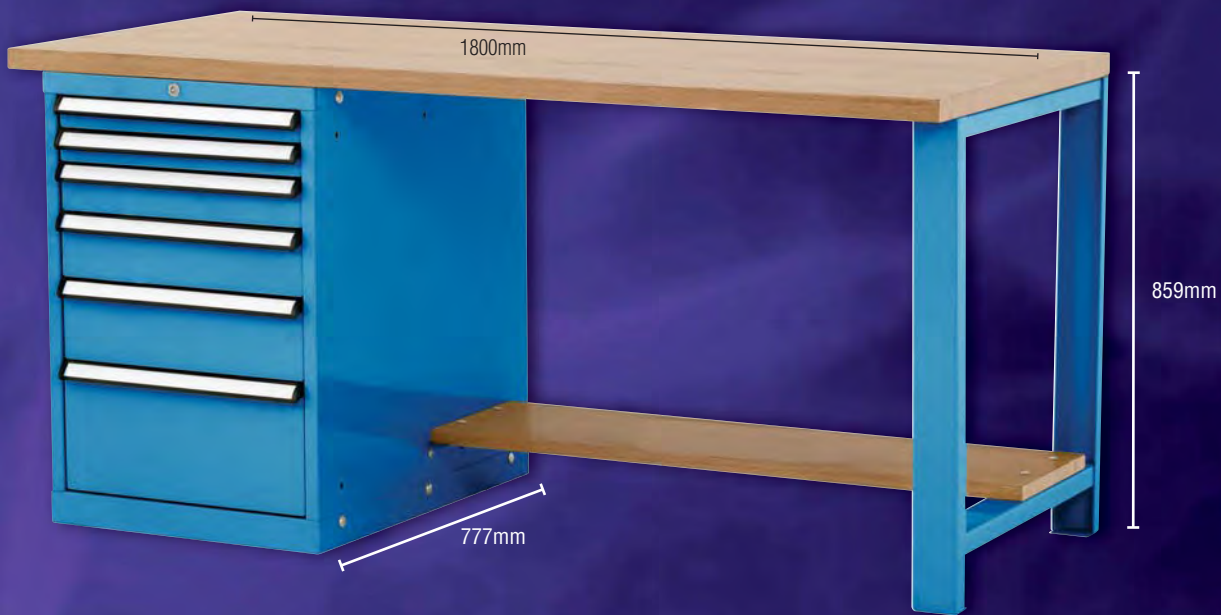


MOD6DRAWER
 EAN 9321382109497
 500W x 689D x 715Hmm; 46.2kg



MODCABINET
 EAN 9321382109480
 500W x 669D x 715Hmm; 20.5kg

HIGH DENSITY WORKSTATIONS



5 DRAWER WORKSTATION

PART NO: WS8595
EAN: 9321382107851
DRAWER CONFIGURATION & CAPACITY:
 1 x 90mm 100kg
 2 x 120mm 200kg
 1 x 150mm 200kg
 1 x 240mm 200kg

7 DRAWER WORKSTATION

PART NO: WS8597
EAN: 9321382107875
DRAWER CONFIGURATION & CAPACITY:
 3 x 60mm 100kg
 2 x 90mm 100kg
 1 x 120mm 200kg
 1 x 240mm 200kg

6 DRAWER WORKSTATION

PART NO: WS8596
EAN: 9321382107868
DRAWER CONFIGURATION & CAPACITY:
 2 x 60mm 100kg
 1 x 90mm 100kg
 1 x 120mm 200kg
 1 x 150mm 200kg
 1 x 240mm 200kg

8 DRAWER WORKSTATION

PART NO: WS8598
EAN: 9321382107882
DRAWER CONFIGURATION & CAPACITY:
 3 x 60mm 100kg
 3 x 90mm 100kg
 1 x 120mm 200kg
 1 x 150mm 200kg

HIGH-DENSITY WORKSTATION FEATURES



100% DEPTH SMOOTH OPERATING DRAWERS



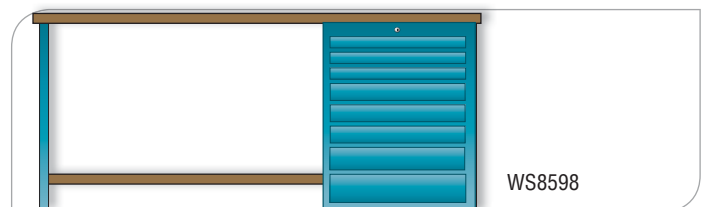
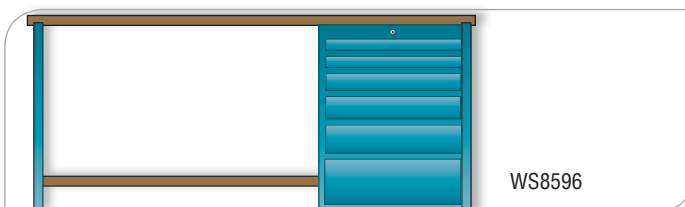
1 DRAWER AT A TIME SAFE LOCKING SYSTEM



36MM FIBREBOARD WORKBENCH




SEALED ROLLER BEARINGS FOR REDUCED MAINTENANCE



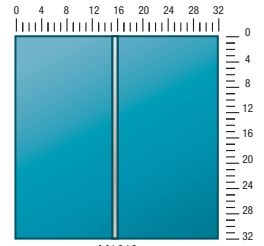

DRAWER CONFIGURATIONS

MOST COMMON DRAWER SET UP

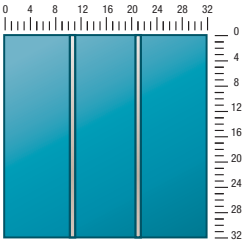
Using our wide range of drawer dividers and inserts you can create virtually any drawer configuration you might need. Shown on these pages is our range of standard "off the shelf" configurations. Dimensions shown are approximate. Configuration used to set up drawers for HDC822, HDC1232, HDC1562 & HDT720 only.




ALL DRAWERS FITTED WITH TOP QUALITY BEARINGS FOR LONG LIFE



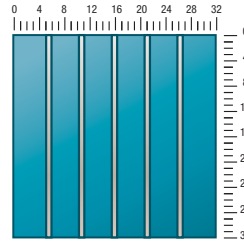
M1610
1 Partition
2 Compartments (300 x 600mm)



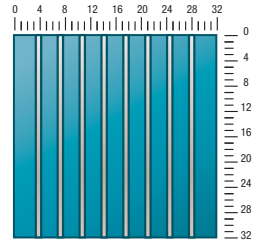
M2610
2 Partitions
3 Compartments (200 x 600mm)



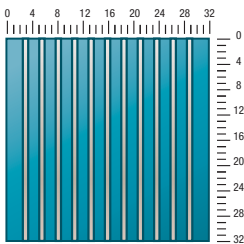
M3610
3 Partitions
4 Compartments (150 x 600mm)



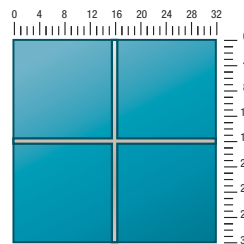
M4610
5 Partitions
6 Compartments (100 x 600mm)



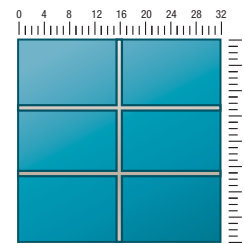
M5610
8 Partitions
9 Compartments (65 x 600mm)



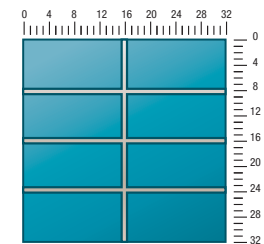
M6610
11 Partitions
12 Compartments (50 x 600mm)



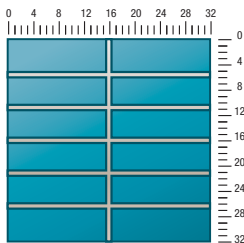
M7610
1 Partition 2 dividers
4 Compartments (300 x 300mm)




M8610
1 Partitions 4 Dividers
6 Compartments (300 x 200mm)




M9610
1 Partitions 6 Dividers
8 Compartments (300 x 150mm)



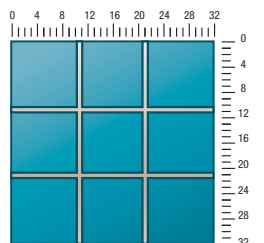
M10610
1 Partition 10 Dividers
12 Compartments (300 x 100mm)



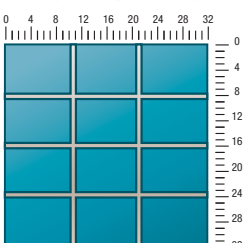
M11610
1 Partition 16 dividers
16 Compartments (300 x 65mm)



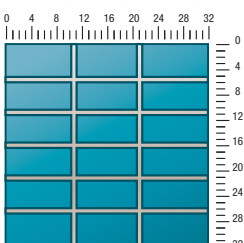
M12610
1 Partition 22 Dividers
24 Compartments (300 x 50mm)



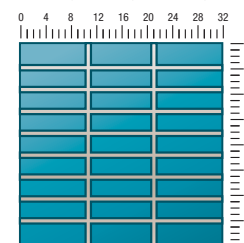
M13610
2 Partitions 6 Dividers
9 Compartments (200 x 200mm)



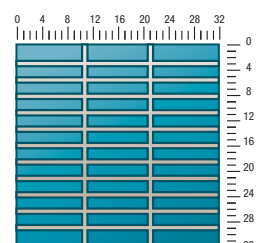
M14610
2 Partitions 9 Dividers
12 Compartments (200 x 150mm)



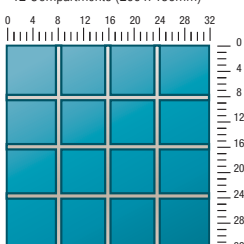
M15610
2 Partitions 15 dividers
18 Compartments (200 x 100mm)



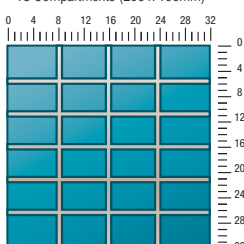
M16610
2 Partitions 24 Dividers
27 Compartments (200 x 65mm)



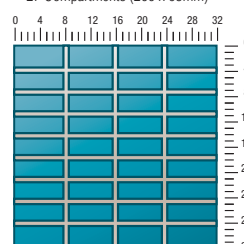
M17610
2 Partitions 33 Dividers
36 Compartments (200 x 50mm)



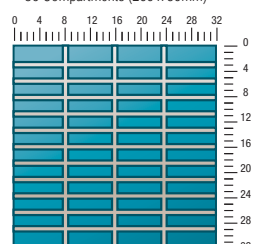
M18610
3 Partitions 12 Dividers
16 Compartments (150 x 150mm)



M19610
3 Partitions 20 dividers
24 Compartments (150 x 100mm)



M20610
3 Partitions 32 Dividers
36 Compartments (150 x 65mm)



M21610
3 Partitions 44 Dividers
48 Compartments (150 x 50mm)

DRAWER READY RECKONER

DRAWER CONFIGURATION READY RECKONER FOR DRAWER SET UP


SUITS HIGH DENSITY PRODUCTS	CONFIG	M1610	M2610	M3610	M4610	M5610	M6610	M7610
HDC822, HDC1232, HDC1562, HDT720	60	1 X SP32610	2 X SP32610	3 X SP32610	5 X SP32610	8 X SP32610	11 X SP32610	1 X SP50610 2 X D30250
HDC822, HDC1232, HDC1562, HDT720	90	1 X SP50610	2 X SP50610	3 X SP50610	5 X SP50610	8 X SP50610	11 X SP50610	1 X SP50610 2 X D30250
HDC822, HDC1232, HDC1562, HDT720	120	1 X SP75610	2 X SP75610	3 X SP75610	5 X SP75610	8 X SP75610	11 X SP75610	1 X SP75610 2 X D30275
HDC822, HDC1232, HDC1562, HDT720	150	1 X SP125610	2 X SP125610	3 X SP125610	5 X SP125610	8 X SP125610	11 X 125610	1 X SP125610 2 X D302125
HDC822, HDC1232, HDC1562, HDT720	240	1 X SP175610	2 X SP175610	3 X SP175610	5 X SP175610	8 X SP175610	11 X 175610	1 X SP175610 2 X D302175

SUITS HIGH DENSITY PRODUCTS	CONFIG	M8610	M9610	M10610	M11610	M12610	M13610	M14610
HDC822, HDC1232, HDC1562, HDT720	60	1 X SP32610 4 X D30250	1 X SP32610 6 X D30250	1 X SP32610 10 X D30250	1 X SP32610 14 X D30250	1 X SP32610 22 X D30250	2 X SP32610 6 X D20032	2 X SP32610 9 X D20032
HDC822, HDC1232, HDC1562, HDT720	90	1 X SP50610 4 X D30250	1 X SP50610 6 X D30250	1 X SP50610 10 X D30250	1 X SP50610 14 X D30250	1 X SP50610 22 X D30250	2 X SP50610 6 X D20050	2 X SP50610 9 X D20050
HDC822, HDC1232, HDC1562, HDT720	120	1 X SP75610 4 X D30275	1 X SP75610 6 X D30275	1 X SP75610 10 X D30275	1 X SP75610 14 X D30275	1 X SP75610 22 X D30275	2 X SP75610 6 X D20075	2 X SP75610 9 X D20075
HDC822, HDC1232, HDC1562, HDT720	150	1 X SP125610 4 X D302125	1 X SP125610 6 X D302125	1 X SP125610 10 X D302125	1 X SP125610 14 X D302125	1 X SP125610 22 X D302125	2 X SP125610 6 X D200125	2 X SP125610 9 X D200125
HDC822, HDC1232, HDC1562, HDT720	240	1 X SP175610 4 X D302175	1 X SP175610 6 X D302175	1 X SP175610 10 X D302175	1 X SP175610 14 X D302175	1 X SP175610 22 X D302175	2 X SP175610 6 X D200125	2 X SP175610 9 X D200125

SUITS HIGH DENSITY PRODUCTS	CONFIG	M15610	M16610	M17610	M18610	M19610	M20610	M21610
HDC822, HDC1232, HDC1562, HDT720	60	2 X SP32610 15 X D20032	2 X SP32610 24 X D20032	2 X SP32610 33 X D20032	3 X SP50610 12 X D14950	3 X SP50610 20 X D14950	3 X SP50610 32 X D14950	3 X SP50610 44 X D14950
HDC822, HDC1232, HDC1562, HDT720	90	2 X SP50610 15 X D20050	2 X SP50610 24 X D20050	2 X SP50610 33 X D20050	3 X SP50610 12 X D14950	3 X SP50610 20 X D14950	3 X SP50610 32 X D14950	3 X SP50610 44 X D14950
HDC822, HDC1232, HDC1562, HDT720	120	2 X SP75610 15 X D20075	2 X SP75610 24 X D20075	2 X SP75610 33 X D20075	3 X SP75610 12 X D14975	3 X SP75610 20 X D14975	3 X SP75610 32 X D14975	3 X SP75610 44 X D14975
HDC822, HDC1232, HDC1562, HDT720	150	2 X SP125610 15 X D200125	2 X SP125610 24 X D200125	2 X SP125610 33 X D200125	3 X SP125610 12 X D149125	3 X SP125610 20 X D149125	3 X SP125610 32 X D149125	3 X SP125610 44 X D149125
HDC822, HDC1232, HDC1562, HDT720	240	2 X SP175610 15 X D200125	2 X SP175610 24 X D200125	2 X SP175610 33 X D200125	3 X SP175610 12 X D149175	3 X SP175610 20 X D149175	3 X SP175610 32 X D149175	3 X SP175610 44 X D149175

DRAWERS & DRAWER ACCESSORIES

Please note:
dimensions reflect
the product id.



HIGH DENSITY DRAWERS

PRODUCT DETAILS:

- Fully welded construction
- Drawers extend to 100% of depth
- Perforated with holes to hold a range of accessories
- Designed to hold up to 200kg
- Tested, fully loaded, to 10,000 movements without deformation

STANDARD CONFIGURATIONS:

60mm Drawer for cabinet/trolley
Part No..... 601 Blue
Size..... 610W x 610D x 42Hmm
Capacity..... 100kg

90mm Drawer for cabinet/trolley

Part No..... 901 Blue
Size..... 610W x 610D x 63Hmm
Capacity..... 100kg

120mm Drawer for cabinet/trolley

Part No..... 1201 Blue
Size..... 610W x 610D x 93Hmm
Capacity..... 200kg

150mm Drawer for cabinet/trolley

Part No..... 1501 Blue
Size..... 610W x 610D x 122Hmm
Capacity..... 200kg

240mm Drawer for cabinet/trolley

Part No..... 2401 Blue
Size..... 610W x 610D x 212Hmm
Capacity..... 200kg




SLOTTED PANELS

PRODUCT DETAILS:

- Manufactured from galvanised steel
- Used to partition tools and equipment
- May be used lengthwise or transverse
- Heights vary from 32 - 175mm
- Slotted to take dividers and dividing strips

STANDARD CONFIGURATIONS:

Part No. SP32610	Size: 38 x 610mm
Part No. SP50610	Size: 45 x 610mm
Part No. SP75610	Size: 80 x 610mm
Part No. SP125610	Size: 95 x 610mm
Part No. SPOS50610 (One Sided Slotted Panel)	Size: 50 x 610mm
Part No. SP175610	Size: 175 x 610mm



METAL INSERTS

PRODUCT DETAILS:

- Manufactured from galvanised steel
- Designed to position between the strip dividers by fitting into the slots
- Comes with three tapping screws for securing dividers in drawers

STANDARD CONFIGURATIONS:

Part No.	Length	Height
DS32406	406mm	32mm
DS50406	406mm	50mm
DS75406	406mm	75mm
DS125406	406mm	125mm
DS32457	457mm	32mm
DS50457	457mm	50mm
DS75457	457mm	75mm
DS125457	457mm	125mm
DS175457	457mm	175mm
DS32610	610mm	32mm
DS50610	610mm	50mm
DS75610	610mm	75mm
DS125610	610mm	125mm
DS175610	610mm	175mm



METAL DIVIDERS


PRODUCT DETAILS:

- For transverse positioning
- Manufactured from galvanised sheet steel
- Comes with three tapping screws for securing dividers in drawers
- Provision for a label on the front

STANDARD CONFIGURATIONS:

D4732	47 x 32mm	D14975	149 x 75mm
D6450	64 x 50mm	D149125	149 x 125mm
D8175	81 x 75mm	D149175	149 x 175mm
D9825	98 x 25mm	D20032	200 x 32mm
D9832	98 x 32mm	D20050	200 x 50mm
D9875	98 x 75mm	D20075	200 x 75mm
D98125	98 x 125mm	D200125	200 x 125mm
D11550	115 x 50mm	D200175	200 x 175mm
D13275	132 x 75mm	D25150	251 x 50mm
D132175	132 x 175mm	D26875	268 x 75mm
D22738	227 x 38mm	D268125	268 x 125mm
D22745	227 x 45mm	D30250	302 x 50mm
D22780	227 x 80mm	D30275	302 x 75mm
D22795	227 x 95mm	D302125	302 x 125mm
D227185	227 x 185mm	D302175	302 x 175mm
D14950	149 x 50mm		

TRAY INSERTS & PINS



PLASTIC TRAY INSERTS

STANDARD CONFIGURATIONS AVAILABLE

PT331	75 x 75 x 26mm	64 per drawer
PT631	150 x 75 x 26mm	32 per drawer
PT661	150 x 150 x 26mm	16 per drawer
PT332	75 x 75 x 46mm	64 per drawer
PT632	150 x 75 x 46mm	32 per drawer
PT662	150 x 150 x 46mm	16 per drawer
PT633	150 x 75 x 71mm	32 per drawer
PT663	150 x 150 x 71mm	16 per drawer

PRODUCT DETAILS:

- Ideal for storing hardware or smaller components
- Provision for easy labelling
- Can be combined to customise drawers to your needs



POSITIONING PINS

POSITIONING PIN:

PP163616 x 36mm

- Used to support irregular tools like hammers and chisels.
- Supplied with an M3 nut to secure it to the drawer.

POSITIONING PIN:

SW38154038 x 15 x 40mm

- Great for securing long cylindrical tools of different shapes and diameters
- Used with square pins to prevent unwanted movement

TETRAHEDRAL PIN:

TP66166 x 6 x 16mm

- Used to hold support wedges in place
- Supplied with an M3 nut to secure it to the drawer.

TROUGH INSERTS

Product Size **Max Tool Diameter**

TI2 73mm 70mm

TI3 48mm 45mm

TI4 36mm 33mm

PRODUCT DETAILS:

- Designed to fit into the plastic troughs.
- Used to separate tools and have a provision for labelling
- Paper labels not supplied or sold

TRAY INSERTS & PINS



PLASTIC TROUGHS

STANDARD CONFIGURATIONS AVAILABLE:

PT2 2 Part Trough..... 150 x 150mm

PT3 3 Part Trough..... 150 x 150mm

PT4 4 Part Trough..... 150 x 150mm

PRODUCT DETAILS:

- Slotted to take trough insert labels
- Can be connected via cams to take longer toolings
- Troughs can accommodate tools with diameters up to 70mm



PLASTIC STORAGE BOXES

STANDARD CONFIGURATIONS AVAILABLE:

PB1110mm x 105mm x 52mm

PB2140mm x 105mm x 75mm


PB3190mm x 105mm x 75mm

PB4220mm x 140mm x 125mm

PB5270mm x 140mm x 125mm

PRODUCT DETAILS:

- Made from high impact polypropylene
- Ideal for general storage of parts
- Available in Blue or Red
- Provision for labelling on front



MILLING CUTTING HOLDERS

STANDARD CONFIGURATIONS AVAILABLE:

MCH1212 x 26mm **MCH30**30 x 26mm

MCH1515 x 26mm **MCH38**38 x 26mm

MCH2020 x 26mm **MCH48**48 x 26mm

MCH2525 x 26mm

PRODUCT DETAILS:

- Made from high impact polypropylene
- Ideal for housing mill cutters and cutting discs
- Can accommodate tool bores from 13 to 50mm
- May be extended to cater for tall cutters by attaching additional Milling Cutter Holders
- Held in position in the drawers by backing nut



GROOVE INSERTS

STANDARD CONFIGURATIONS AVAILABLE:

2SG6 (holds tools up to 20mm)

- 150mm long x 68mm deep for larger piece
- 150mm long x 34mm deep for smaller piece

2SG8 (holds tools up to 14mm)

- 150mm long x 68mm deep for larger piece
- 150mm long x 34mm deep for smaller piece

2SG11 (holds tools up to 8mm)

- 150mm long x 68mm deep for larger piece
- 150mm long x 34mm deep for smaller piece

PRODUCT DETAILS:

- Made from high impact polypropylene
- Ideal for housing drill bits or thin tools

LINE FEED TROLLEYS



PHOENIX
STORAGE SYSTEMS

LINE FEED TROLLEYS


PART NO:LFT970
EAN:9321382107899
WEIGHT:70kgs
DIMENSIONS:970W x 610D x 1450Hmm
BINS:132

STANDARD CONFIGURATION:

48x Plastic Bins #PB1.....110mm x 105mm x 52mm
 16x Plastic Bins #PB2.....140mm x 105mm x 75mm
 32x Plastic Bins #PB3.....190mm x 105mm x 75mm
 24x Plastic Bins #PB4.....220mm x 140mm x 125mm
 12x Plastic Bins #PB5.....270mm x 140mm x 125mm

PRODUCT DETAILS:

- New and improved: slotted panel mountings
- Bolted steel construction, front and back storage
- 125mm castors, 2 swivel with brakes and 2 fixed
- Heavy duty polythene storage bins, resistant to most acids and oils
- May be used to store tools and equipment. Ideal for mining, automotive and industrial markets



The PB Series storage boxes are designed to fit these trolleys.



PHOENIX
STORAGE SYSTEMS

LINE FEED TROLLEYS

PART NO:LFT1370
EAN:9321382107905
WEIGHT:90kgs
DIMENSIONS:1370W x 610D x 1450Hmm
BINS:198

STANDARD CONFIGURATION:

72x Plastic Bins #PB1 110mm x 105mm x 52mm
 24x Plastic Bins #PB2 140mm x 105mm x 75mm
 48x Plastic Bins #PB3 190mm x 105mm x 75mm
 36x Plastic Bins #PB4 220mm x 140mm x 125mm
 18x Plastic Bins #PB5 270mm x 140mm x 125mm

PRODUCT DETAILS:

- New and improved: slotted panel mountings
- Bolted steel construction, front and back storage
- 125mm castors, 2 swivel with brakes and 2 fixed
- Heavy duty polythene storage bins, resistant to most acids and oils
- May be used to store tools and equipment. Ideal for mining, automotive and industrial markets